






Echo CS-355T Chainsaw - 35.8CC Top Handle

RECCS355T-14



Details

The CS355-T top handle chain saw was designed from the input of tree service professionals. Incredible 35.8cc 2-stroke professional grade engine, compact size, with incredible power, an ergonomically correct top handle with removable palm rest to provide operator comfort and prevent slipping, a chain brake lever, a reduced effort starter, purge bulb, clutch-driven automatic adjustable oiler, G-Force Engine Air Pre-Cleaner, anti-vibration and a swing-out lanyard. This mighty chain saw is a favorite of demanding users and professional arborists. 8 lbs. w/o bar and chain. 35.8cc. Top handle.

Please note: This product is considered either bulky or otherwise restricted from shipment by air, and will only be shipped ground freight.

- 35.8cc Professional Grade, 2-Stroke Engine
- Contoured Handle Shaped to Fit Your Hand
- Automatic Adjustable Clutch-Driven Oiler
- Palm Rest Supports Hand and Provides Leverage
- Handle Angle Provides a Natural Wrist Position While Cutting
- Replacement Chain: REC91PXL57CQ
- 14in.

Specifications

Manufacturer	Echo
Bar Length	14 in
Chain Pitch	.325 in
Engine Displacement	45 cc (2.7 cu in)
Fuel Capacity	16.9 fl oz
Ignition System	Digital
Oiling System	Automatic / Adjustable
	Clutch-Driven
Starting System	Spring-Assist

R&R Products Inc

3334 E Milber St Tucson, 85714

800-528-3446

<https://www.rrproducts.com/>



Echo CS-355T Chainsaw - 35.8CC Top Handle

RECCS355T-14



Weight (lbs)

10.6 lb

Replacement Parts

REC14AOES3752C

Echo 14in Chainsaw
Bar

REC91PXL52CQ

Echo 14in Chainsaw
Chain

R&R Products Inc

3334 E Milber St Tucson, 85714

800-528-3446

<https://www.rrproducts.com/>